


General layout with centre mainsheet and spinnaker in chute




Detail of kicker and inboard sheeting

Spinnaker pole system. (One variant)




Jib and forestay attachment (centre spinnaker chute shown)




Example of mast rake. There are various tuning measurements quoted by sailmakers for measurement top of mast to transom

Mast foot gap between mast and forward bulkhead set about one or two finger width
Block shows spinnaker halliard routing



Detail of high field lever and mainsail halliard

One way of attaching jib sheets quick release



Mainsail outhaul



Spinnaker set up